



**ZANDA**  
ARCHITECTURAL HARDWARE



**SUPER SPECIAL**


# Entrance doors made easy

## Pull Handle + Roller Lock Kit Super Special

ALL FOR JUST  
**\$258.50**

All kits include: 1 set of back to back 316SS Pull Handles, a 1156 Roller Lock, an Escutcheon, a Door Stop and a Euro Cylinder from the selection below.

316 Stainless Steel Back to Back Pull Handle of choice



<b>Square</b> 450mm KIT CODE: 1285-7054	or	<b>Round</b> 450mm KIT CODE: 1285-7025	or	<b>Nitro</b> 450mm KIT CODE: 1285-7129	or	<b>Polo</b> 450mm KIT CODE: 1285-7099	or	<b>Round Offset</b> 450mm KIT CODE: 1285-7027	or	<b>Square Offset</b> 450mm KIT CODE: 1285-7064	or	<b>Torch</b> 530mm KIT CODE: 1285-7104	or	<b>V23</b> 450mm KIT CODE: 1285-7306
--	----	---	----	---	----	--	----	--	----	---	----	---	----	---

**+** Roller Lock  
1156




**+** Euro Cylinder  
1148



**+** Escutcheon



**+** Door Stop



**ZANDA**  
ARCHITECTURAL HARDWARE

'MORE THAN JUST QUALITY - AN EXPERIENCE'

P 1300 926 321 | F 1300 926 322  
E sales@zanda.com.au | W www.zanda.com.au

Special pricing available  
through participating stores











**ZANDA**  
ARCHITECTURAL HARDWARE



ENTRANCE PULL HANDLES

# Upgrade your Pull Handles

All 316 Marine Grade Stainless Steel

			
<b>POLO</b>	<b>SQUARE</b>	<b>SQUARE OFFSET</b>	<b>ROUND</b>
7100 600mm	7055 600mm	7065 600mm	7026 600mm
7101 900mm	7095 900mm	7145 900mm	7092 900mm
7102 1800mm	7096 1200mm		7093 1200mm
	7097 1800mm		7094 1800mm
			
<b>ROUND OFFSET</b>	<b>BOW</b>	<b>NITRO</b>	<b>OMEGA</b>
7028 600mm	7069 610mm	7130 600mm	7300 600mm
7142 900mm		7131 900mm	7301 900mm
7143 1200mm			7302 1200mm
7144 1800mm			7303 1800mm


For extra security and peace of mind add a **Door Viewer**

Code 5243

- 180° Viewing
- Suits 34-52mm doors
- Available in Brushed Nickel, Polished brass or satin chrome



For corrosion resistance add **316 Stainless Steel Hinges**



Code	Description
5933	Fixed Pin. 100 x 75 x 2.5mm
5934	Loose Pin. 100 x 75 x 2.5mm
5931	Fixed Pin. 100 x 100 x 2.5mm
5932	Loose Pin. 100 x 100 x 2.5mm

Huge range of Internal Handles available. Visit [www.zanda.com.au](http://www.zanda.com.au)



**ZANDA**  
ARCHITECTURAL HARDWARE

'MORE THAN JUST QUALITY - AN EXPERIENCE'

P 1300 926 321 | F 1300 926 322

E [sales@zanda.com.au](mailto:sales@zanda.com.au) | W [www.zanda.com.au](http://www.zanda.com.au)

Special pricing available through participating stores